SCG PLATFORM RELEASE NOTES

Release r141

September 17, 2026

New features and changed features

- Introduction of the SCG Insights Dashboard
    - The Smart Cable Guard platform now includes a new SCG Insights Dashboard. The dashboard provides a centralized overview of Smart Cable Guard performance, monitoring quality, equipment utilization, and circuit condition. It enables you to quickly assess monitored assets and gain insight into operational performance from a single location.
    - The dashboard includes:
        - Kilometers/Miles Monitored
        - Active Duration
        - SCG Systems Installed
        - Latest Installation
        - SCG Equipment Utilization
        - Circuit Condition
        - Monitoring Quality
        - Historical Monitoring Data
    - With the new self-service dashboard, SCG information is easier to access and explore, supporting operational awareness and maintenance planning activities.

Overview

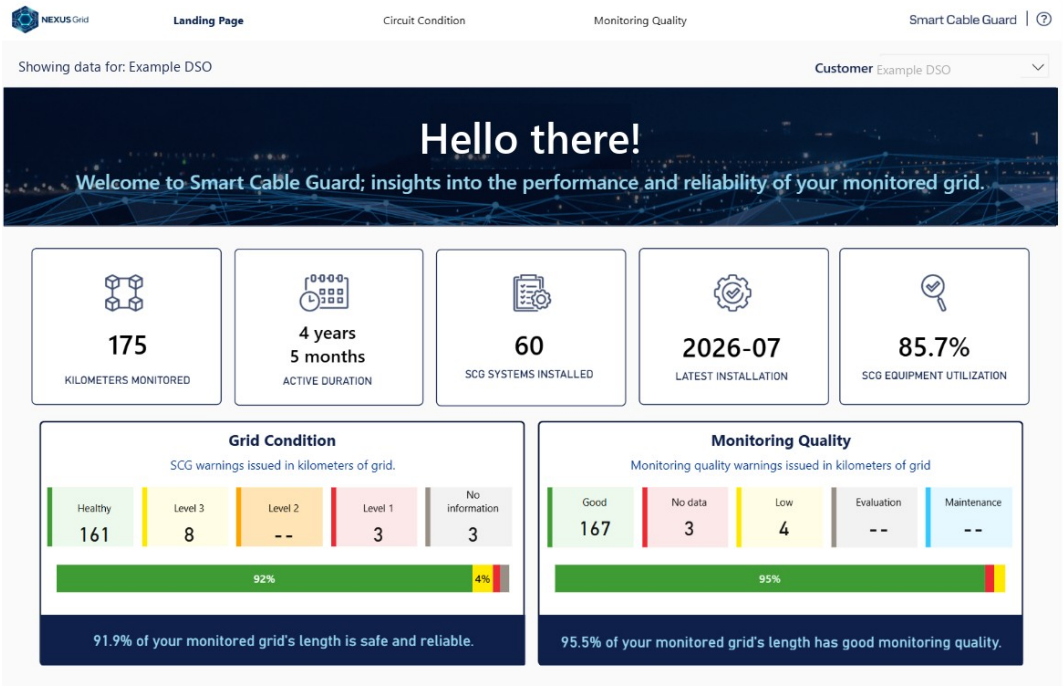

The landing page provides an at-a-glance overview of Smart Cable Guard deployments and performance metrics. You can quickly review monitored grid coverage, active deployment duration, equipment utilization, latest installation information, grid condition, and monitoring quality.

- Circuit Condition
    - A new Circuit Condition dashboard provides visibility into the health of monitored circuits.
    - The dashboard presents current SCG warnings per kilometer of monitored grid and supports filtering by Customer, Region, and Program. You can drill down to circuit-level information and navigate directly to detailed circuit views when additional investigation is required.
    - The Circuit Condition dashboard helps:
        - Identify circuits requiring attention
        - Review current warning distributions
        - Prioritize maintenance activities
        - Improve visibility of overall network condition

Circuit Condition Dashboard

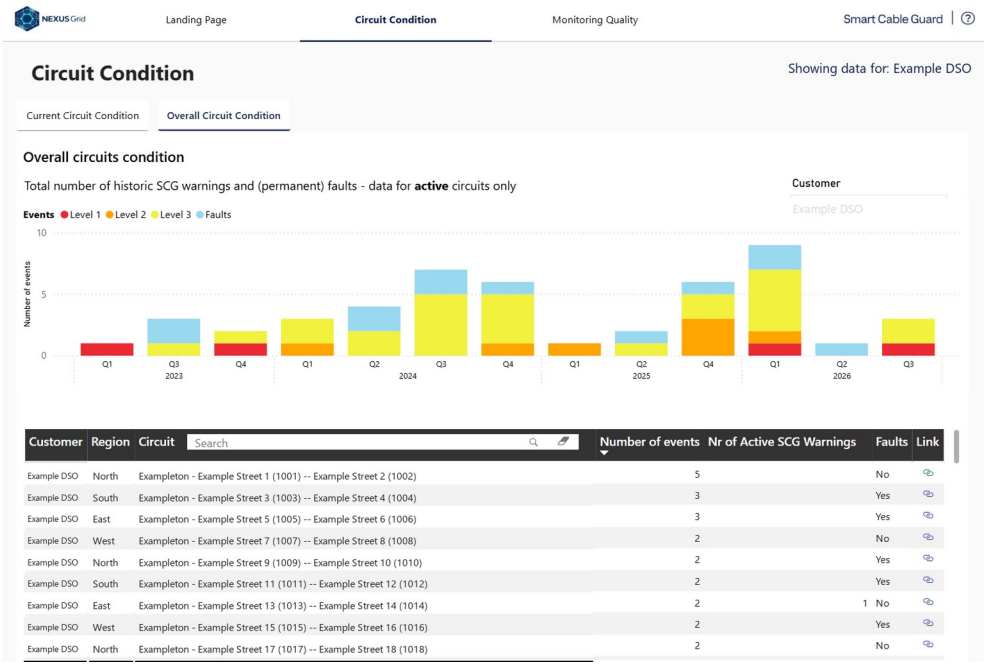

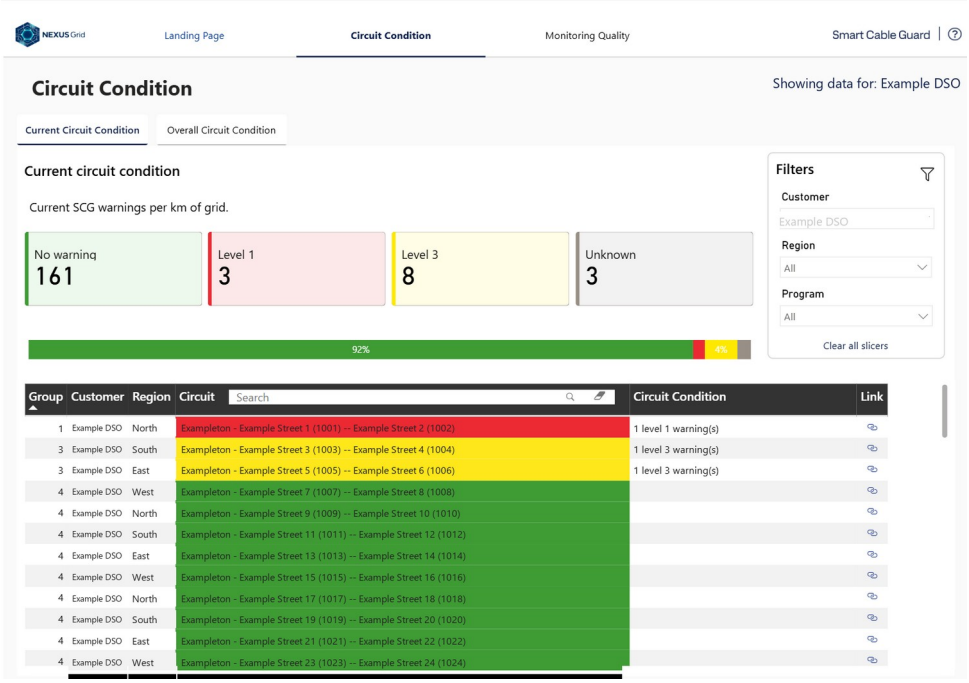

The Circuit Condition dashboard displays current circuit health classifications together with detailed circuit listings, allowing you to quickly identify monitored circuits with warnings or missing information.

- Monitoring Quality
    - The dashboard introduces monitoring quality indicators that provide insight into the effectiveness of Smart Cable Guard monitoring activities.
    - You can identify circuits requiring monitoring improvements and gain a clear overview of monitoring quality across their installation portfolio.

Monitoring Quality Dashboard

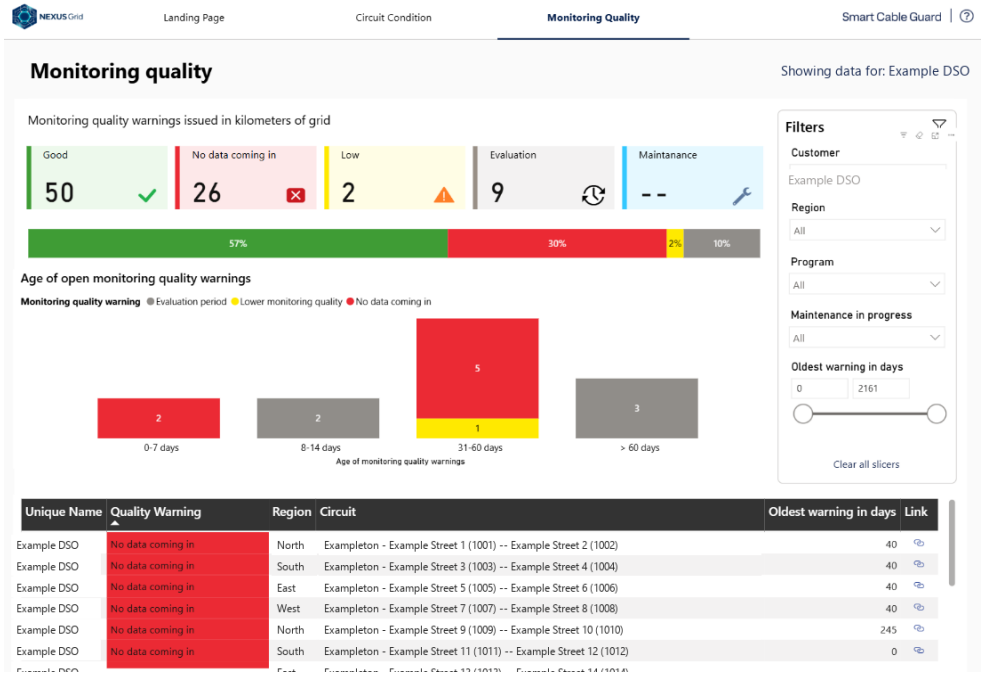

The Monitoring Quality dashboard provides visibility into monitoring effectiveness across Smart Cable Guard installations and highlights areas requiring improvement. Historical trend information supports proactive maintenance planning and operational follow-up.